

# BRAD'S BARN

Division of Catskill Mt. Barns and Gazebos LLC

903 Rt 28 Kingston NY 12401 (845)339-2276 Fax (845)340-1947

**Bill To: Rondout Municipal Center**

**DELIVERY ADDRESS:**

1915 Lucas Ave  
Cottekill, NY 12419

Contact: Joseph Lafera—845.417.3457

**Telephone:** 845.658.3159 ext 113—office

**Mailing Address:**

**Same**

E-Mail: [Joe@RMCHub.com](mailto:Joe@RMCHub.com)

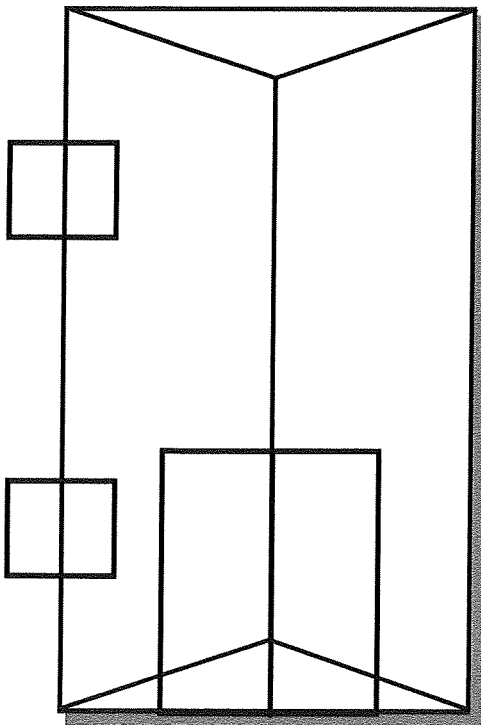
**Date of Sale: 9/13/23**

**Date of Delivery:**

**Delivery Instructions:**

**Loading Instructions:**

STYLE	SIZE	SIDING	COLOR	TRIM	ROOF	STOCK #
A-Frame	12x14	T1-11	GP Grey	Burnished slate	Charcoal Grey	PB8982



## OPTIONS

## 12x14 A-Frame

**2—shed windows—bronze**

6' Double Door  
6' Ramp

<b>Unit Price</b>	<b>Total</b>
<b>PB8982</b>	<b>\$6,635.00</b>
<b>Subtotal</b>	<b>\$6,635.00</b>
<b>Sales Tax</b>	<b>\$530.80</b>
<b>Total</b>	<b>\$7,165.80</b>
<b>Deposit</b>	<b>\$3,600.00</b>
<b>Due on Delivery</b>	<b>\$3,565.80</b>

AUTHORIZED SIGNATURE DCF

CUSTOMER SIGNATURE ~~X~~\_\_\_\_\_

**Customer Pricing Notice:**

**Our Advertised Prices Include a 3% Cash/ Check Discount. If you are paying by any other method an additional 3% will be added to the final purchase price.**

**BY SIGNING, YOU AGREE WITH ALL OF THE ABOVE AND ALL OF THE INFORMATION PERTAINING TO THE BUILDING.**

All sales require a 50% deposit. **Deposits are non-refundable after 3 days.**

**Customer Pricing Notice:** Our advertised prices include a **3% Cash Discount**. If you are paying by any method other than cash, an **additional 3%** will be added to the final purchase price.

**Thank you for your patronage!**

If your building is waiting for installation in excess of 30 days, a 90% payment is required with 10% due at time of delivery. Payment must be made in full prior to delivery if customer will not be present. There will be a 2% service charge, per month, on outstanding balances. We are not responsible for building permits, zoning laws or unavoidable property damage. We will do our best to keep lawn damage to a minimal, however in the event minor damage occurs grass seed and straw will be applied to keep your yard looking great.

\* Free local delivery. Included in the delivery is 1 hour of installation time. Sites that are properly prepared and accessible will require less than 1 hour to install. Deliveries requiring more than 1 hour are billed at \$150 per hour or any part thereof. Installation is subject to weather conditions to avoid property and equipment damage.

Will Delivery Require Site Check: YES \_\_\_\_\_ NO ✓

Site Check Date: \_\_\_\_\_ Done By \_\_\_\_\_

Site Check Evaluation: \_\_\_\_\_

## **SITE PREPARATION GUIDELINES FOR SHEDS & GAZEBOS**

Proper site preparation and site accessibility for these buildings is of primary importance and is the responsibility of the customer. Let us take care of your site preparation, as we know exactly what is needed for a successful delivery and the longevity of your building. If someone else other than Brads Barns prepares your site you will be responsible for the performance of your structure. If we (Brads Barns) completes your site work and your pad goes out of level causing your building to not function properly we will fix your pad and or re-level your building ensuring your doors and windows work properly at no charge to you for a full year.

### **We cannot warrantee someone else's work.**

We strongly advise that all sheds and gazebos be placed on a transit level and well tamped level pad of 3" to 4" of item 4 stone. (A "flat" pad is not necessarily the same as "level".) This will insure that your doors and windows work properly. It also helps to keep your structure from settling and going out of level and square, compromising the structural integrity of your building.

**Site Access:** Your structure will arrive on a specialized shed trailer pulled by a medium duty truck. Although the trailer has equipment to deal with tight areas, we still need ample room on each side of the building to turn and maneuver to your pad site. We therefore ask that tree limbs and bushes be trimmed or tied back so we can maneuver the truck, trailer and structure without damaging your building. Generally, 2' wider than the structure on each side is needed. In addition, we also require 14' of height clearance, giving us ample room from wires and tree limbs so that we do not damage your shingles during delivery.

On the rare occasion that we are not able to complete the installation and a return trip is necessary due to an improperly prepared pad or the site was not accessible, there will be an additional charge of no less than \$350 (location dependent, also depending on building size an extra fee for another permit and escort). If your building settles and your doors stick, the building most likely needs to be re-leveled. Should the building go out of level and Brads Barns prepared the pad, we will resolve the issue at no cost to you. If someone else prepared the pad, there will be a charge of \$150 per hour or any part thereof.

**FRESH BLACKTOP**— We strongly advise you wait until your new blacktop cures. If you choose to take your delivery after we suggest you wait and damage occurs we will NOT be responsible for those damages as we are advising you to wait for it to cure. Check with you blacktop contractor as to when it will be safe.

**ALL DELIVERIES AND INSTALLATIONS ARE SUBJECT TO WEATHER CONDITIONS.**

**I have read, understand and agree to the terms and conditions stated above.**

Customer Signature X Sales Representative DCF

Site Preparation will be done by: Brad's Barns \_\_\_\_\_ Others: ✓

N/A \_\_\_\_\_ Reason Town doing own crushed stone pad

SHOP OUR JULY 4TH SAVINGS. SHOP NOW >

Search

North Bergen Lowe's Open until 10 PM

Delivery to  
07047




Prices, Promotions, styles, and availability may vary. Our local stores do not honor online pricing. Prices and availability of products and services are subject to change without notice. Errors will be corrected where discovered, and Lowe's reserves the right to revoke any stated offer and to correct any errors, inaccuracies or omissions including after an order has been submitted.

< Back to Results / Outdoors / Sheds & Outdoor Storage / Sheds / Metal Storage Sheds

## Outsunny Vinyl-coated Steel Storage Shed

Item #4074258 Model #845-031V01

Shop Outsunny ★★★★★ 46



\$1,328.98

\$1262.53 when you choose  
5% savings on eligible  
purchases every day.  
[Learn how](#)

OR

\$74/mo suggested  
payments with 18 month  
special financing. Ltd time.  
[Learn how](#)

This large metal outdoor shed features ample inner storage space and is perfectly designed for garden tools, lawn care equipment, pool supplies, a...  
The tool storage shed is constructed from durable galvanized steel with a weatherized finish.  
The garden storage roof is sloped, adding extra storage up top and preventing rainwater from gathering, helping to protect from rust.

### Pickup & Delivery Options

☒ **FREE Pickup**  
Ready Thu, Jun 29 (Est.)  
At North Bergen Lowe's  
Covers to Available

☐ **Delivery 07047**  
Thu, Jun 29 (Est.): FREE

[More Delivery Options](#)



### Easy & Free Returns

Return your new, unused item in-store or ship it back to us free of charge. [Learn More](#)

## BETTER TOGETHER



Outsunny Vinyl-coated Steel Storage Shed



Outsunny Vinyl-coated Steel Storage Shed

\$1,328.98



Selected



3/4-in x 48-in x 8-ft Medium-density Unfinished MDF

\$56.99



Selected



Severe Weather 5/4-in x 6-in x 8-ft Standard Radius Edge Wood Pressure Treated Lumber

\$6.99

Subtotal for (3) Items

\$1,392.64

View Item Details

### Overview

Easily add storage space and value to your property with an outdoor garden shed from Outsunny. The metal tool storage shed has distinct advantages over traditional wooden models that make it a much more attractive choice for purchase. Our garden storage shed is more affordable and being pre-fabricated significantly cuts down on expenses relating to materials and labor. A metal shed is more durable and offers better protection from hazards such as a fire. If you've been looking for a way to add much-needed storage space to your property but don't want to deal with the cost and upkeep of a traditional wooden model, this backyard storage shed can be your perfect choice.





## LP SMARTSIDE PRICE LIST\*

\*Prices effective January 1st 2023

3850 Route 9W Highland, NY 12528 (845) 834-3455

www.BarnRaiserSheds.com

FREE DELIVERY  
WITHIN 30 MILES on  
MOST STRUCTURES!!

WE'LL GIVE YOUR LIFE THE EXTRA SPACE IT NEEDS.

Some photos  
shown with  
options



W x L	Mini Barn 4' Wall	High Wall Barn	Super Barn	Workshop 6' Wall	Workshop 7 1/2' Wall	Quaker <sup>‡</sup>	Lean-To Shed	Victorian Chalet	A-Frame Garage	Super Barn Garage
6 x 6	2555	-	-	-	-	-	-	-	-	-
6 x 8	3065	-	-	3370	-	3555	-	-	-	-
8 x 8	3475	-	4120	3890	-	4060	-	-	-	-
8 x 10	3960	4420	4610	4355	4680	4585	-	-	-	-
8 x 12	4540	5050	5265	4970	5280	5225	5355	6080	-	-
8 x 14	5120	5665	6265	5585	5940	5880	6010	6715	-	-
8 x 16	5700	6290	6520	6180	6560	6505	6635	7330	-	-
10 x 10	4305	4900	5100	4835	5130	5050	5180	6330	-	-
10 x 12	4905	5570	5780	5480	5825	5740	5890	6690	-	-
10 x 14	5505	6240	6465	6145	6530	6440	6570	7380	-	-
10 x 16	6115	7035	7160	6785	7210	7140	7315	8060	-	-
10 x 18	6720	7650	7850	7425	7890	7840	8020	8740	-	-
10 x 20	7315	8260	8545	8120	8625	8545	8700	9425	-	-
12 x 12	5625	6115	6330	6035	6410	6290	6480	-	-	-
12 x 14	6315	6850	7080	6755	7170	7040	7235	-	-	-
12 x 16	7010	7585	7825	7465	7940	7800	8000	8875	8930	9155
12 x 18	7680	8315	8580	8185	8700	8570	8785	9635	9705	9920
12 x 20	8380	9040	9320	8900	9460	9320	9570	10345	10460	10705
12 x 24	9760	10500	10820	10340	10980	10850	11105	11840	11945	12235
12 x 28	-	11970	12290	11770	12505	12370	12650	13315	13460	13770
12 x 30	-	12705	13060	12500	13280	13120	13560	-	14200	14540
12 x 32	-	13460	13800	13220	14040	13890	14210	-	14960	15300
12 x 36	-	14780	15300	14650	15560	15400	15760	-	16460	16210
12 x 40	-	16960	16890	16120	17130	16930	17340	-	17945	17115
14 x 20 <sup>‡</sup>	-	10210	10490	10065	10675	-	-	-	11730	11970
14 x 24 <sup>‡</sup>	-	11860	12180	11690	12395	-	-	-	13420	13690
14 x 28 <sup>‡</sup>	-	13500	13850	13300	14105	-	-	-	15105	15425
14 x 32 <sup>‡</sup>	-	15130	15515	14905	15810	-	-	-	16800	17155
14 x 36 <sup>‡</sup>	-	16770	17160	16520	17520	-	-	-	18490	18880
14 x 40 <sup>‡</sup>	-	18370	18825	18130	19225	-	-	-	19970	20610

- Foundation Skids: 4" x 4" pressure-treated lumber
- Floor Joists (sheds): PT 2" x 4" spaced 16" on center
- Floor Joists (garages): PT 2" x 4" spaced 12" on center
- Flooring (sheds): 5/8" LP ProStruct floor
- Flooring (garages): 3/4" PT 5-ply exterior-grade plywood OR go Floorless
  - Wall Studs: 2" x 4" spaced 16" on center
  - Framing: Nailed framing & sidewalls
- Exterior Siding: 7/16" LP SmartSide w/ SilverTech or SmartFinish
  - Doors: Double barn doors w/ diamond plate threshold
  - Rafters: 2" x 4" spaced 16" on center
  - Roofing: 35yr Architectural Shingles/Tar Paper or 7/16" LP TechShield
  - Gable Vents: Two 8"x16" screened vents
- Overhead Doors (garages): 9' x 7' steel insulated overhead doors w/ diamond plate threshold
  - Windows: Single-paned, single hung windows w/ screens - ANY SIZE
  - Shutters:

**Metal roofing, customization, and lots of options are available to personalize your building. Just ask! We'll do our best to accommodate you.**

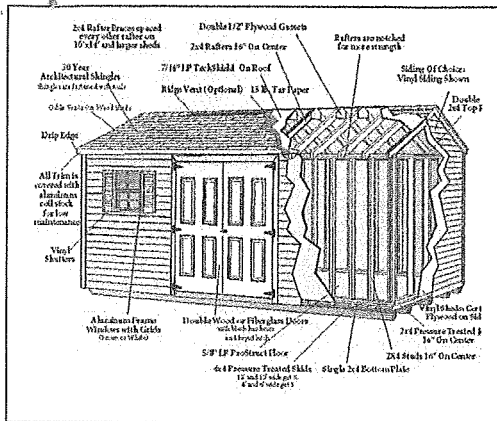
*Not all shed dealers are the same. While price is important, be aware of what you are getting for that price. Many of our standards are considered upgrades by our competitors.*

Customer is responsible for site preparation, access and permits. Site must be prepared and accessible prior to delivery of structure. Specifications may vary. All measurements are outside roof overhang to overhang and approximate. **12' Quakers and 14' structures require a certified escort; Additional fees apply.**



# Standard Sheds & Garages – Options 2023

Prices Effective January 1st 2023



## RAMPS

4' .....	\$150.00
5' .....	\$200.00
6' .....	\$235.00
8' .....	\$275.00
9' .....	\$335.00

## WINDOWS

18"X27" Vertical SH .....	\$115.00
24"X27" Vertical SH .....	\$135.00
24"X36" Vertical SH .....	\$165.00
30"X36" Vertical SH .....	\$195.00
30"X36" SH Ins. House .....	\$325.00

## EXTRA DOOR(S)

Single Barn Door (36"x72" W/ T-HANDLE & LOCK) .....	\$200.00
Single New England Style Door (36"x72" W/ T-HANDLE & LOCK & Transom Window) .....	\$275.00
Dutch Door (36"x72" W/ T-HANDLE & LOCK) .....	\$300.00
Round Top Single Door (36"x72" W/ T-HANDLE & LOCK) .....	\$350.00
Double Barn Door (4', 5', or 6' W X 6' H- W/ T-HANDLE & LOCK) .....	\$380.00
Double New England Style Door (4', 5', or 6' W X 6' H- W/ T-HANDLE & LOCK & Transom Window) .....	\$520.00
Fiberglass House Door- Solid (36"x80" W/FRAME & HOUSE LOCKSET) .....	\$550.00
Fiberglass House Door- W/GLASS (9-Lite- 36"x80" W/FRAME & HOUSE LOCKSET) .....	\$595.00
Fiberglass House Door- W/ ARCHED GLASS (11-Lite- 36"x80" W/FRAME & HOUSE LOCKSET) .....	\$625.00
9'X7' INSULATED GARAGE DOOR .....	\$1200.00
9'X7'6" INSULATED GARAGE DOOR .....	\$1400.00
5'X6', 6'X6' OR 6'X6'6" ROLL UP DOOR (WHITE OR BROWN- NEEDS 13" CLEARANCE) .....	\$795.00

## FLOORING OPTIONS- STANDARD SHEDS ARE PT 2X4 JOISTS 16" OC, GARAGES 12" OC

## SIDING OPTIONS-

PT 2"X4" 12" OC JOISTS .....	\$0.95 PER SQ FT.	LP BOARD & BATTEN SIDING .....	ADD 10%
PT 2"X6" 16" OC JOISTS .....	\$1.25 PER SQ FT.	PINE BOARD & BATTEN SIDING .....	ADD 15%
PT 2"X6" 12" OC JOISTS .....	\$1.95 PER SQ FT.	(2x4-framing/ metal bracing/ stain)	
PT 2"X6" 12" OC JOISTS- GARAGES .....	\$1.25 PER SQ FT.	LP CLAPBOARD SIDING .....	ADD 25%
LUXGUARD RUBBER FLOOR .....	\$6.40 PER SQ FT./Sheds ..... \$5.00 PER SQ FT./Garages	(2x4 framing/ plywood baker/ paint)	
3/4" PT PLYWOOD .....	\$1.95 PER SQ FT.	T&G CEDAR OR LOG SIDING .....	ADD 35%
INSULATED FLOOR (R11- E FOIL / BUBBLE) .....	\$1.95 PER SQ FT.		
FLOORLESS OPTION (1 CAR GARAGES- PT 6"X6" BASE) .....	\$525.00		

## MISC. OPTIONS-

REVERSE DORMER .....	ADD 20%
----------------------	---------

(DORMER, ½ MOON WINDOW, EXTRA SINGLE DOOR)

## ROOF OPTIONS-

ROLLED RIDGE VENT .....	\$8.95 PER FT.	2"X6" WALL STUDS .....	\$2.25 PER SQ FT.
1' FT. GABLE OVERHANG .....	\$17.00 PER FT.	LOFT .....	\$4.50 PER SQ FT.
METAL ROOF W/ INSULATION .....	\$3.45 PER SQ FT.	WORK BENCH (SHELVING) .....	\$7.50 PER SQ FT.
STEEPER ROOF PITCH .....	\$1.75 PER SQ FT.	21" VINYL CUPOLA .....	\$325.00

ELECTRIC PACKAGES AVAILABLE

CUSTOMER RESPONSIBLE FOR SITE PREP & BUILDING PERMITS